

1. **MT operator interfaces of the Provicom product series with WCR type KA reader module:**

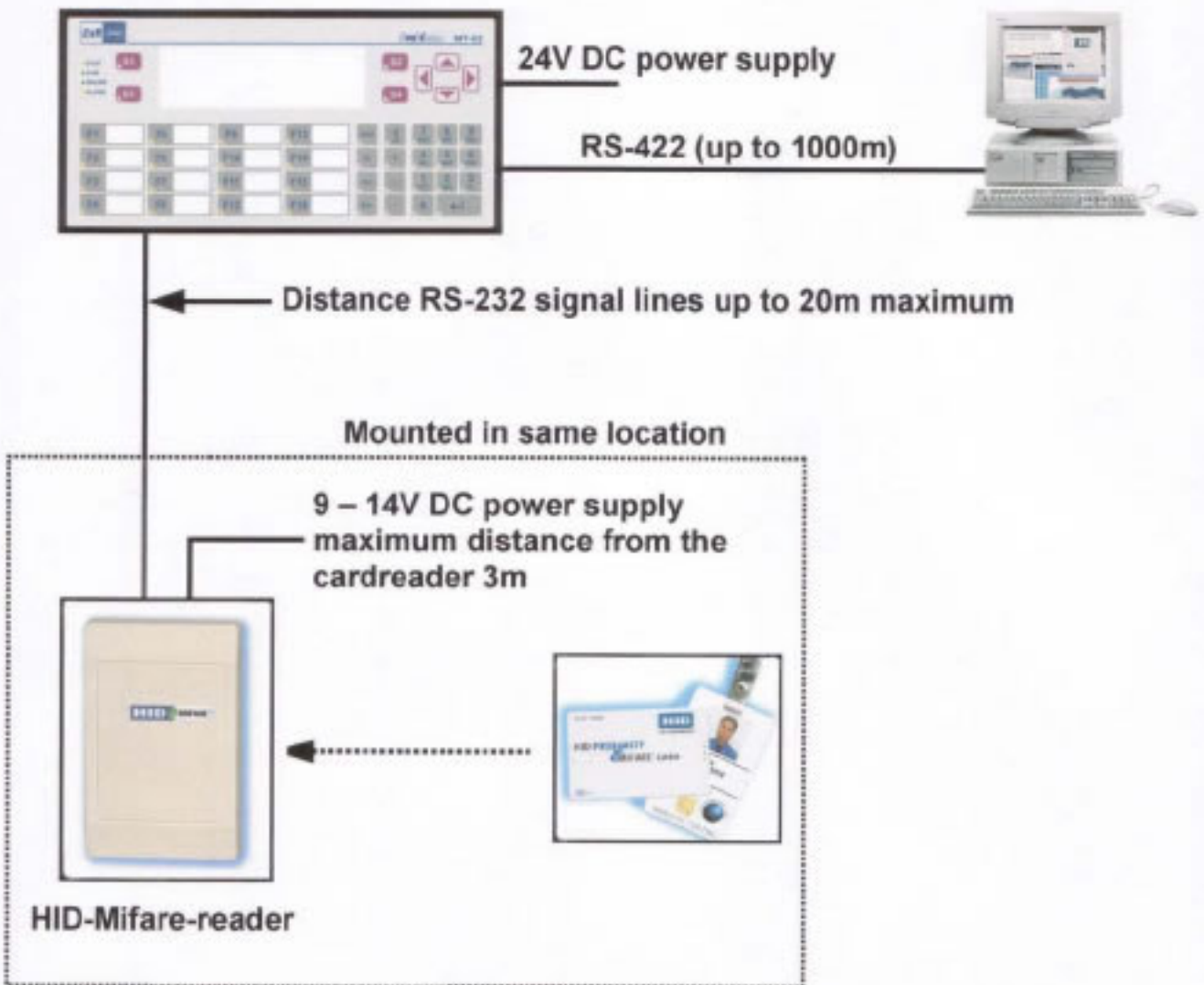
Because of the physical signal level (TTL) and the resulting short distance between signal and disturbance in industrial environments, the cable connecting operator interfaces to readers with Wiegand interface must not be longer than 2 metres.

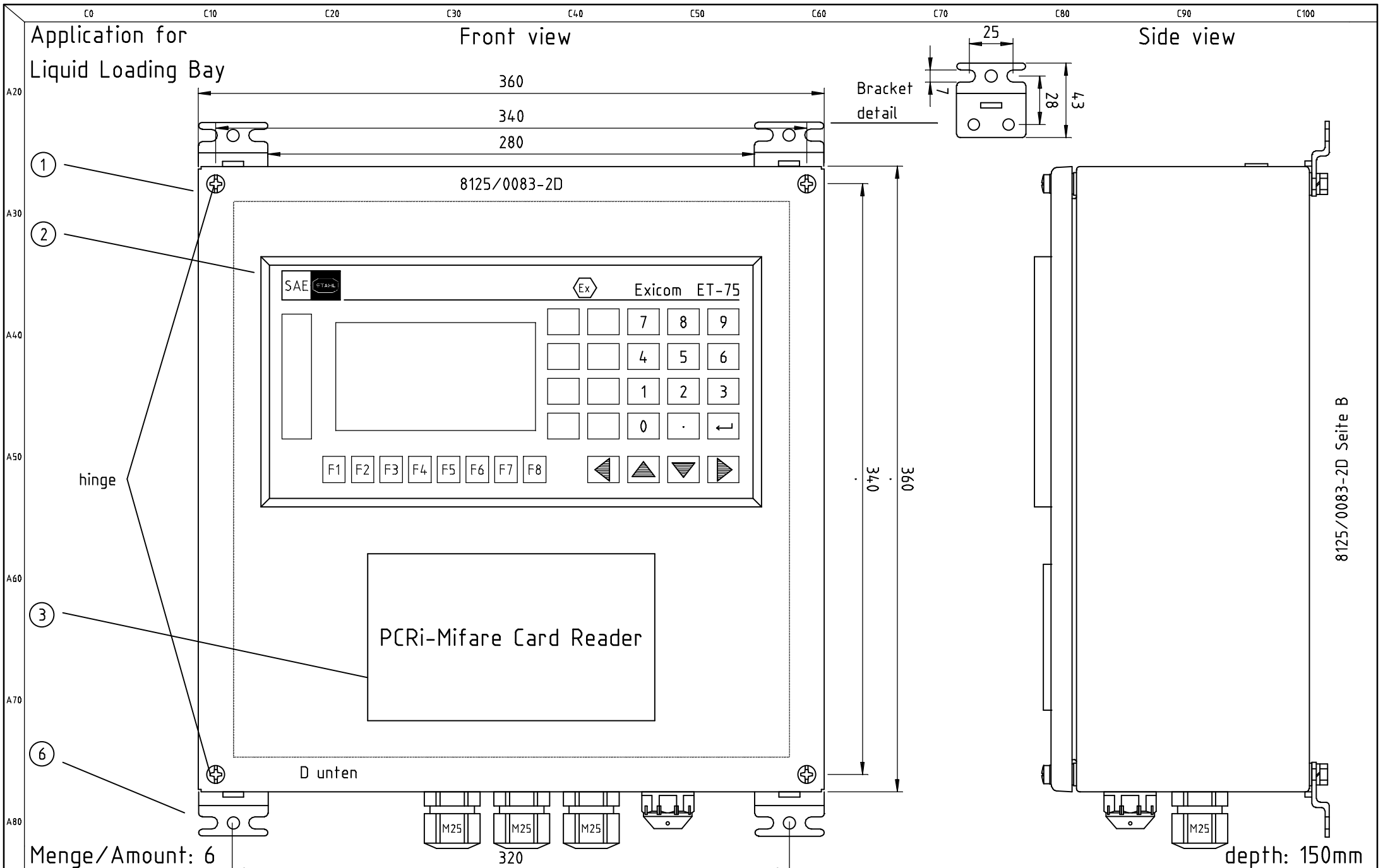
If the reader is supplied with power via the operator interface (5V), the length of the connection cable must not exceed 2 metres.

As the HID Mifare readers are supplied with 12 V by an external source, they may be positioned at a maximum distance of 20 metres from the operator interface.

We hereby confirm that the standards applicable to this product are met with this type of connection (EN 61000-6-2 (08/2002) and EN 61000-6-4 (08/2002)).

Mounting diagram:





Menge/Amount: 6

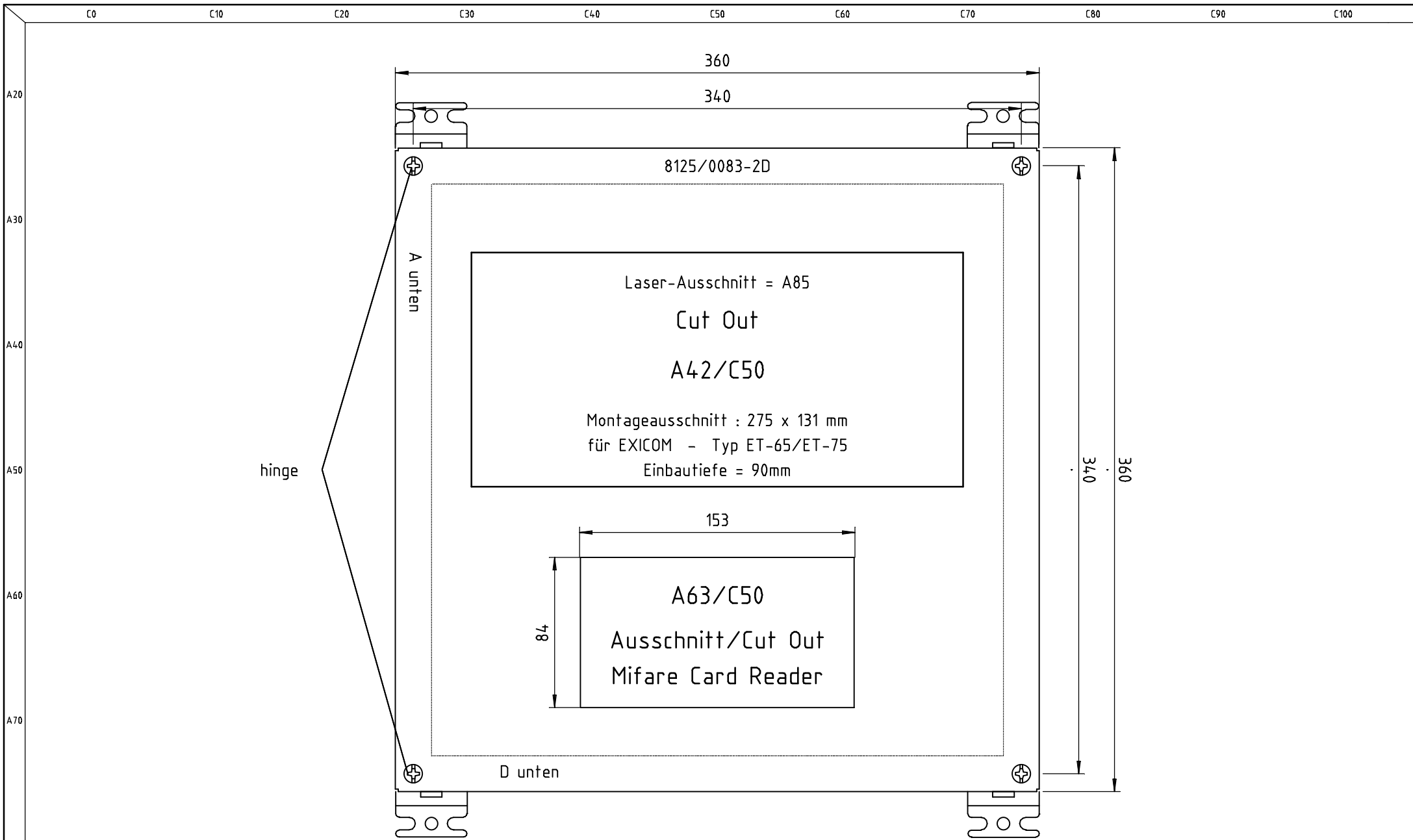
c			Datum/Date	12.07.2004	Auftrag Nr./Order No.	2901 557208 / 07		Einbauort/Gehäuse	
b			Erstellt/Drawn	Peter J. Trka		R. Stahl Schaltgeräte GmbH		Location/Enclosure	
a			Bearb./Engineer	Peter J. Trka		CSPC/BSF/Nanhai		Zeichnungs Nr./DRG No.	Grp. Project: 2901-557208-07
	Änderung / REV.	Dat.	Name	Gepr./Checked				557208-07 - 04-M	Blatt/Sheet 1
									von/of 5



DEU-Mifare Card Reader
Housing 8125/0081-2D for ET-75

8125/0083-2D Seite B

depth: 150mm

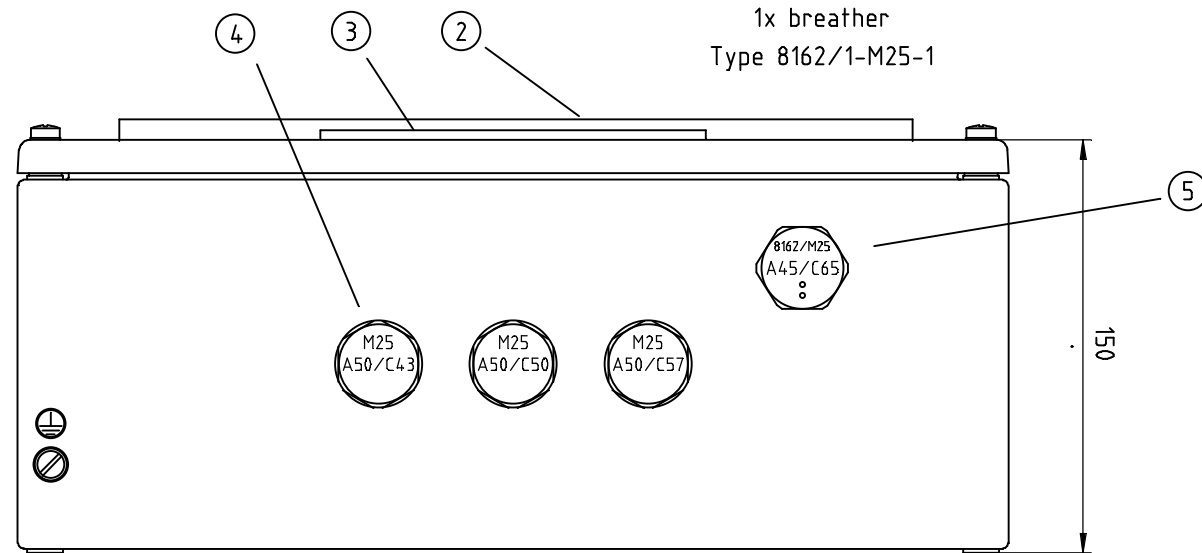


Menge/Amount: 6

depth: 150mm

c			Datum/Date	12.07.2004	Auftrag Nr./Order No.	2901 557208 / 07	Aufbauzeichnung/Arrangement drawing	Einbauort/Gehäuse	
b			Erstellt/Drawn	Peter J. Trka	R. Stahl Schaltgeräte GmbH	DEU-Mifare Card Reader	Location/Enclosure		
a			Bearb./Engineer	Peter J. Trka	CSPC/BSF/Nanhai		Zeichnungs Nr./DRG No.	Grp. Project: 2901-557208-07	Blatt/Sheet 2
	Änderung / REV.	Dat.	Name	Gepr./Checked			557208-07 - 04-M		von/of 5





8125/0083-2D side D

3 x M25 x 1,5mm blue
Type 8161/6-M25-17

1 for Power Supply Cable
1 for RS-422 Comunication Cable
1 with red plug as spar

Menge/Amount: 6

c			Datum/Date	12.07.2004	Auftrag Nr./Order No.	2901 557208 / 07	Bohrbild/Drilling plan	Einbauort/Gehäuse	
b			Erstellt/Drawn	Peter J. Trka		R. Stahl Schaltgeräte GmbH	DEU-Mifare Card Reader	Location/Enclosure	
a	26.07.2004	Röger	Bearb./Engineer	Peter J. Trka		CSPC/BSF/Nanhai		Zeichnungs Nr./DRG No.	Grp. Project: 2901-557208-07
Änderung / REV.	Dat.	Name	Gepr./Checked				Housing 8125/0081-2D for ET-75	557208-07 - 04-M	Blatt/Sheet 3 von/of 5

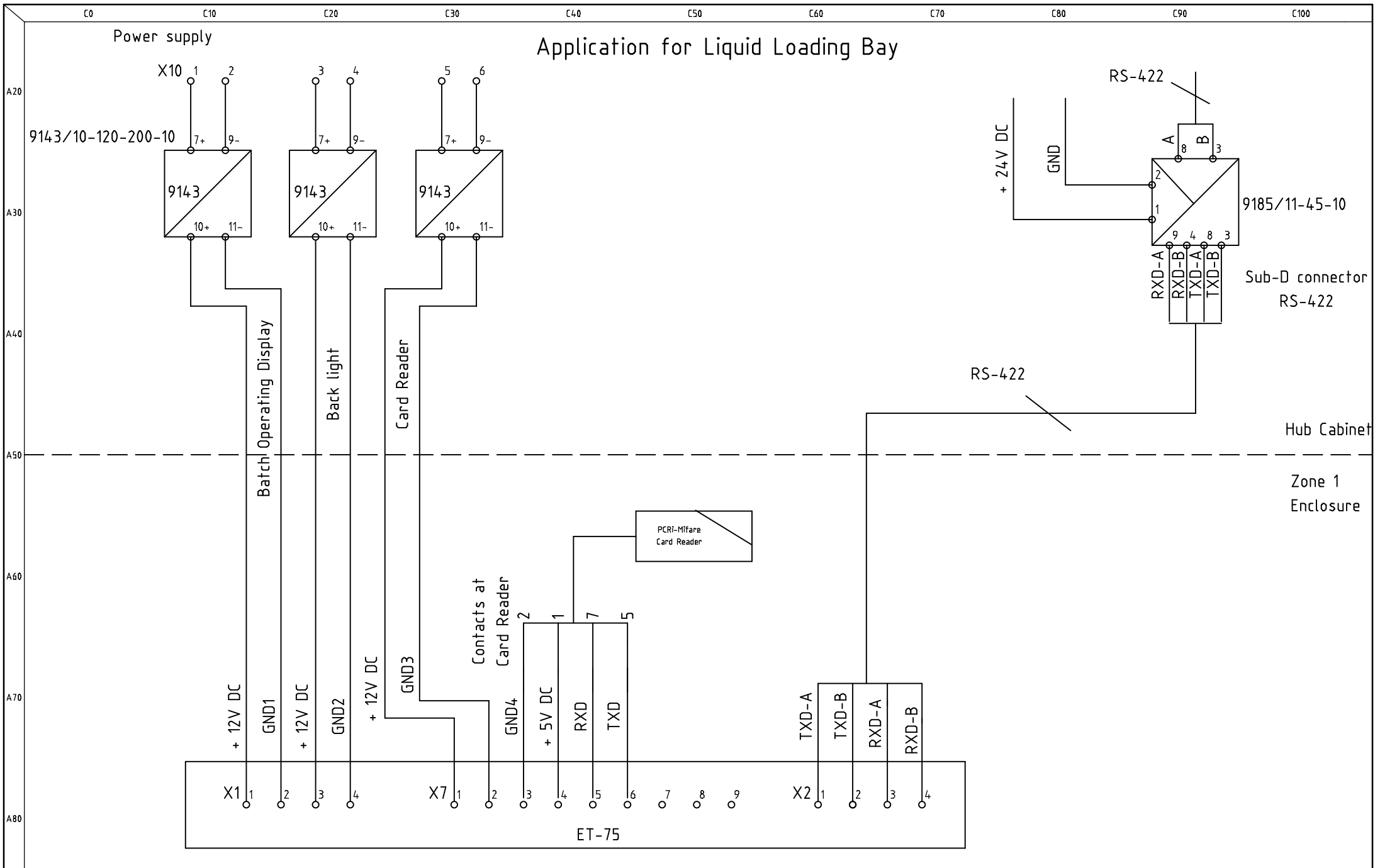


Bill of materials

ITEM NO	DESCRIPTION	MAKE	MODEL	QTY	REMARKS
1	Cabinet (360 x 360 x 150)	STAHL	8125/0083-2D	1	
2	Exicom	SAE-STAHL	ET-75	1	
3	Mifare Card Reader	GECMA	PCRi-Mifare	1	
4	Cable gland M25	STAHL	Type 8161/6-M25-17	3	
5	Breather M25	STAHL	Type 8162/1-M25-1	1	
6	Bracket	STAHL		4	

Menge/Amount: 6

c			Datum/Date	08.11.2004	Auftrag Nr./Order No.	2901 557208 / 07	 Bohr bild/Drilling plan DEU-Mifare Card Reader Housing 8125/0081-2D for ET-75	Einbaort/Gehäuse	
b			Erstellt/Drawn	Peter J. Trka	R. Stahl Schaltgeräte GmbH	Location/Enclosure			
a	26.07.2004	Röger	Bearb./Engineer	Peter J. Trka	CSPC/BSF/Nanhai		Zeichnungs Nr./DRG No.	Grp. Project: 2901-557208-07	Blatt/Sheet 4
	Änderung / REV.	Dat.	Name	Gepr./Checked			557208-07 - 04-M		von/of 5



c		Datum/Date	11.11.2004	Auftrag Nr./Order No.	2901 557208 / 07	Einbauort/Gehäuse		
b		Erstellt/Drawn	Peter J. Trka		R. Stahl Schaltgeräte GmbH	Location/Enclosure		
a		Bearb./Engineer	Peter J. Trka		CSPC/BSF/Nanhai	Zeichnungs Nr./DRG No.	Grp.	Project: 2901-557208-07
	Änderung / REV.	Dat.	Name	Gepr./Checked		557208-07 - 04-M		Blatt/Sheet 5
								von/of 5



DEU-Mifare Card Reader
Housing 8125/0081-2D for ET-75